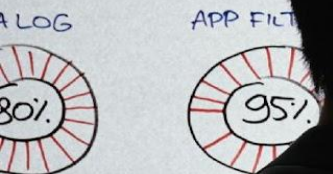




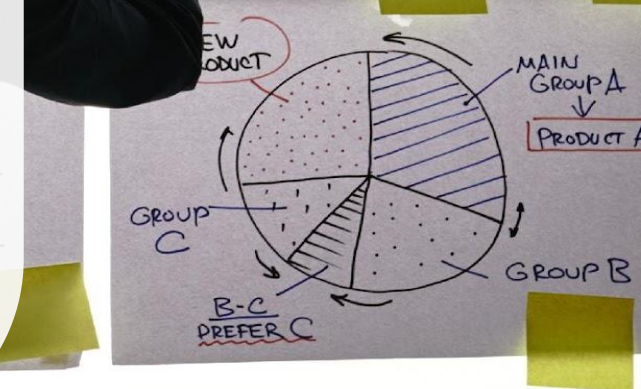
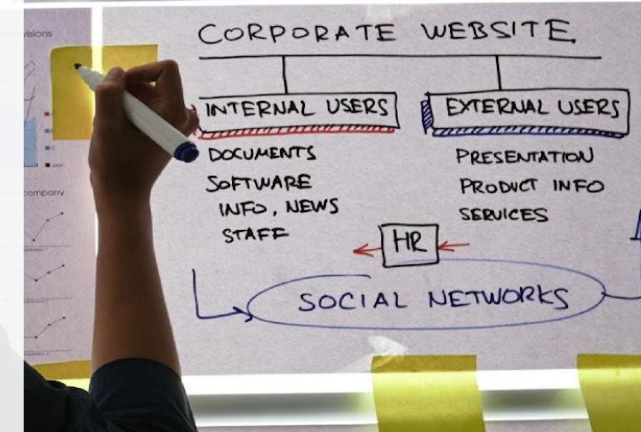
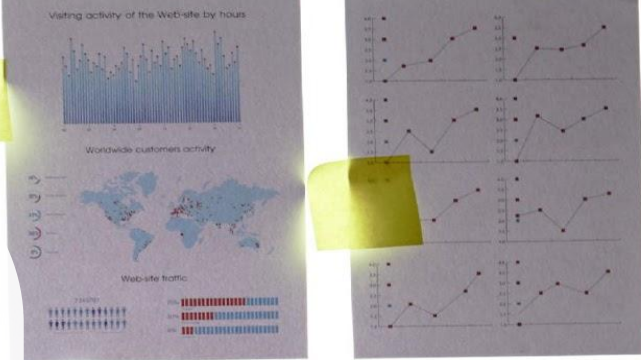
PROJECT
IN PROGRESS



QC


edu.
QUANTUM Crayon
.co.za

Practical Exercise



Design your Ideal Wallet

Draw you ideal wallet in this block you have 5 min – Please take a photo and insert in the Powerpoint deck provided which you will upload later under your Wallet project



Empathy – Identify a partner and Engage

Interview your partner you each have - 5 min

Notes from first interview

Firstly I wasn't convincing him really tell me what problems he has, but I started seeing that maybe I could try and help him what he need to see him happy again. I asked what can I do to help you now. But I thought maybe he's not ready to share

Dig Deeper – Considering what you learned really try to dig into your partners feelings and motivations - 5 min each

Notes from second interview

Then because we had a conversation just to engage him. He saw that I'm willing to help so he told me that he has a problem that he doesn't have something that he could put his particulars inside. So I thought that he might need a wallet. So I can up with an idea to help

Define and understand the problem and gain insights

Capture Findings - 5 min

Needs: things your partner is trying to do Use verbs

Is trying to help design a nice and portable wallet

Insights: new learnings about your partners feelings and motivations. What's something you see about your partners experience that he she does not see? Use what you heard them say

Take a Stand with a point of view - 5 min

Phetolo Tlagadi

Partner's Name

Needs a way to Secure his particulars
User's need

Because ... or but or
Surprisingly.....

He keeps misplacing his
~~bank card and other stuff~~

Insight

Ideate – Generate alternatives to test

Sketch at least 5 radical ways to meet your users needs - 10 min

__wallet-idea__

Write your problem statement above

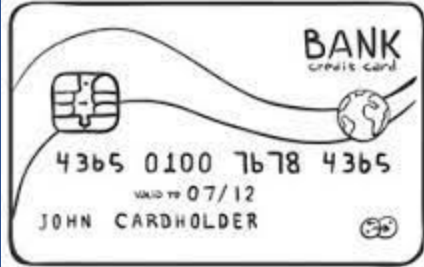
A foldable wallet for men



ID Book

Debit card

License



shutterstock.com · 467164985



alamy stock photo

Share your solution with your partner and capture feedback - 5 min each

Notes:

Now I have made a wallet idea for my friend then i still have few stages to pass of design thinking

Iterate on Feedback

Reflect and generate a new solution 5 min

Sketch your idea and note details if necessary



Build and Test

Build your solution

Make something your partner can interact with use anything you want paper cardboard etc. Place photo's here (10min)



Share your solution and get feedback – 5min each

What worked

Easy design
portable design

What can be improved

texture
quality of the wallet
colour for attraction

Questions

Is it attractful?
does it meet the users
desire?


Ideas

- . Cut fabric or leather
- . Assembled pockets
- . stitch pockets
- . Pin and fold

Your experience



Please upload your completed wallet exercise project in the projects section tagging your partner



Please share your thoughts comments experiences during this work session in the Design thinking group.